

MS8140-A



MS8128DR



MS8160-CYST0

- Economical High Density Storage
- Innovative and Durable Storage Trays and Baskets
- Modular and Flexible for Lean Inventory Control
- Versatile Range of Carts and Cabinets




MODULAR TRAY SYSTEM FEATURING **FLEXMODUL** Features, Advantages Benefits


by H+H SYSTEM

The **MedStorMax healthcare storage system** is the result of intensive engineering and product development that offers the hospital maximum storage capacity in a cart or cabinet made especially for managing inventory.

Heights



2" trays




4" trays




8" trays


Materials



ABS gray



Polycarbonate (PC) Clear



Wire basket, coated

Divisions



1 long, 1 short



2 long, 1 short



1 long, 3 short

The **MedStorMax** design incorporates a modular tray system with maximum variability in tray configuration. The result is the best healthcare storage system on the market today that produces 30% space savings through flexible dividing of trays and baskets.

- Light weight trays that are highly durable
- Smooth walls for hygienic cleaning
- Simple and quick divider adjustment
- Greater storage capacity than competitor trays
- Panel spacing of 1 1/4" gives higher density
- Flexible sliding dividers

SINGLE COLUMN CARTS

MS8128DR

Tempered Glass Door (Shown in Burgundy)



MS8128
Tambour Door

MS8138

Extra Wide
(Shown in Hammertone Blue)



DOUBLE COLUMN CARTS



MS8140
Tambour Door

MS8140SH
Five Adjustable Shelves
and Tambour Door



MS8140DR
Tempered Glass Doors (Shown in Forest Green)

- Offers over 30% more tray/basket storage capacity by volume when compared with leading competitor's product, using any combination of 2", 4" and 8" modular trays; or 4" and 7" wired baskets.
- This increased storage means fewer carts need to be purchased for larger storage areas, reducing capital purchase cost
- Further optimize space within trays with adjustable dividers that have a unique clip-on locking design to withstand high loads without being forced out of position
- Unique design of the slide tracks on the side panels allows trays to be extended and viewed at an angle without falling out of the cart (pull-out stopper required)



MS4040
Short Cart with
Tambour Door

MS4040DR
Short Cart with
Tempered Glass Doors





MS8140-SPLITB
Open Above, Split Below
(Shown in Hammettone Blue)



MS8140DR-SPLITA
Split Above, Open Below



MS6140DR
3/4 Height Cart,
Tempered Glass Doors

MS6140
3/4 Height Cart, Tambour Door



MS6140DR-SH
3/4 Height Cart with
Three Adjustable
Shelves and Tempered
Glass Doors

TRIPLE COLUMN CARTS



MS8160

Three Columns with Tambour Door

- The MS8160 is a triple column medical storage cart, with tambour door, designed for quick access to medical instruments and supplies, featuring the most innovative modular tray system on the market.
- The MS8160 can be configured for use in supporting various surgical procedures, including:
 - Arthroscopy
 - Cardiology
 - Catheterization
 - Cystoscopy
 - Endovascular Labs
 - ENT
 - Interventional Radiology
 - Laparoscopy
 - Ophthalmology
 - Orthopedic
 - Neurology
 - Urology
 - Vascular



MS8160L

Single Column on Left
(Shown in Hammettone Green)



MS8160R

Single Column on Right
(Shown in Hammettone Gray)



MS8160L-SPLITA

Single Column on Left,
Split Column Above, Open Below
(Shown in Hammer Red)



MS8160L-SPLITB

Single Column on Left,
Open Above, Split Column Below
(Shown in Hammertone Blue)



MS8160R-SPLITA

Split Above, Open Below,
Single Column on Right
(Shown in Hammertone Blue)



MS8160R-SPLITB

Open Above, Split Below,
Single Column on Right
(Shown in Hammertone Gray)

ELECTRONIC LOCKING CARTS

Single Column & Double Column



MS8128DR-EKC

Single Column Cart, Tempered Glass Door with Electronic Lock

MS8140DR-EKC

Double Column Cart, Tempered Glass Doors with Electronic Lock
(Shown in Light Blue)



ELP—Proximity Reader
and Keypad Unit



41037—Lock Reader Card
Badges for Proximity Lock Cart



41053—Lock Reader
Tags for Proximity Lock Cart



41052—LockView Software and
Dongle with RJ-11 Cable [software
allows user to interact with electronic
lock through a computer. Enables
mass programming, view of audit trail
(who accessed the cart and when),
changes in auto-re-lock timing, etc.]

CATHETER PROCEDURE CARTS

Single Column



MS8128-CATH
with Catheter Slide Shelf,
3 Catheter Slides,
5 Hooks per Slide
with Tambour Door
(Shown in Hammertone Blue)



MS8128DR-CATH
with Catheter Slide Shelf, 3 Catheter Slides,
5 Hooks per Slide with Tempered Glass Door
(Shown in Light Gray, with Optional Side Panels)

- Cath Lab in a Cart: Designed especially for Cath Labs and IR departments
- Holds all sizes of catheters on full extension holders
- All-inclusive cart that keeps the necessary supplies together in one place
- Cath Slides feature a pair of ball bearing slides to withstand the pull force of removing catheters from hooks
- Cath Slide Shelves can be mounted in a lower position to create storage above for over-sized items

CATHETER PROCEDURE CARTS

Double Column

MS8140DR-CATH1

Double Column Cath Cart with 2 Catheter Slide Shelves, Tempered Glass Doors



MS8140DRCATH-3

Cath Cart with Tempered Glass Door. Preconfigured as follows: Left Column, 1 Catheter Slide Shelf with 3 Slides; Right Column 3 ea. 1/2" trays, 5 ea. 4" Wired Baskets, 4 ea. 7" Wired Baskets



MS8140-CATH

Double Wide Cath Cart with Full Width Catheter Slide Shelf, including 7 Catheter Slides, 5 Hooks per Slide, and Tambour Door (Shown in Hammertone Blue)

MS8140CATH-7

Double Column Cath Cart with Tambour Door. Preconfigured as follows: Left Column, 1 Catheter Slide Shelf with 3 Slides; Right Column, 5 ea. 1/2" Trays, 5 ea. 2" Trays, 4 ea. 4" Trays, 2 ea. 8" Trays (Shown with Optional Side Panels)



CATHETER PROCEDURE CARTS

Triple Column

MS8160CATH

Triple Column Cath Cart with 3 Catheter Slide Shelves
(Shown in Hammer Red, with Optional Side Panels)



MS8160CYSTO Cysto/Urology Cart



PRECONFIGURED DOUBLE COLUMN CARTS



MS8140-A
OR Cart
(Shown in Hammerstone Gray)



MS8140-B
Central Supply Cart



MS8140-C
Endovascular Cart
(Shown in Hammerstone Green)



MS8140-D
Interventional Radiology Cart
(Shown in Hammerstone Blue)



MS8140-ARTHRO
Arthroscopy Cart
(Shown in Burgundy)



MS8140-CARDIO
Cardiac Cart
(Shown in Mauve)

PRECONFIGURED DOUBLE COLUMN CARTS



MS8140-CYSTO
Cysto/Urology Cart



MS8140-OPHTHA
Ophthalmology/ENT Cart
(Shown in Light Blue)



MS8140-LAP
Laparoscopy Cart
(Shown in Teal)



MS8140-ORTHO
Orthopedic Cart
(Shown in Forest Green)



MS8140-VASC
Vascular Cart
(Shown in Hammertone Blue)



MS8140-URO
Urology Cart
(Shown in Hammertone Gray)

PRECONFIGURED TRIPLE COLUMN CARTS



MS8160-ARTHRO
Arthroscopy Cart



MS8160-CARDIO
Cardiac Cart
(Shown in Burgundy)



MS8160-CYSTO
Cysto/Urology Cart
(Shown in Hammertone Blue)



MS8160-LAP
Laparoscopy Cart
(Shown in Light Gray)

PRECONFIGURED TRIPLE COLUMN CARTS



MS8160-ORTHO

Orthopedic Cart
(Shown in Mauve)



MS8160-VASC

Vascular Cart
(Shown in Hammer Red)



MS8160-CRIT

Critical Care Cart



MS8160L-SPLITB-CATH

Catheterization Cart
(Shown in Hammertone Blue)

MEDSTORMAX CABINETS



MS8040
Double Column Cabinet
with Tambour Door



MS8028
Single Column Cabinet
with Tambour Door
Vascular Cart
(Shown in Hammer Red)

MS8040DR
Double Column Cabinet
with Tempered Glass Doors
(Shown in Hammertone Gray)



MS8040CATH2
Cath Cabinet, Double Wide



MS8040SH
Central/Sterile Supply Cart (Shown in Yellow)



INTRAOCULAR LENS CARTS

*Secure & Expand Sterile Storage
of Intraocular Lenses*



IOL924

Capacity of up to 924 Lenses




IOL1260

Capacity of up to 1,260 Lenses

- Does not count against available square footage.
- Perform more procedures each day by storing lenses in one mobile unit.
- Compatible with multiple brands and sizes of IOL boxes, including Alcon, Bausch & Lomb®, Rayner, and Abbott Medical Optics.
- Designed for storage of intraocular lenses in outpatient surgery.
- Six pull-out drawer shelves with adjustable dividers -ideal for medical supplies used in surgery centers and operating rooms
- Double doors with plexiglass inserts open 180 degrees for model # IOL924; 270 degrees for model # IOL1260 for full access
- Plexiglass windows allow for visibility of supplies, while locking doors provide security

Full Extension Drawer



Drawer with Adjustable Dividers

VISUAL BIN STORAGE CARTS

Locate Supplies with Ease



Harloff's **Visual Bin Storage Cart** is designed to hold a mixed assortment of storage bins in a secured, portable and visual environment for effective inventory management of clinical supplies. The cart provides flexible storage and transport of sterile medical supplies while helping facilities secure and manage inventory to cut costs, decrease waste, improve productivity and enhance patient care.

It's unique feature is a louvered panel inside the locking cabinet which holds up to 42 Akro-Mills AkroBins® (bins not included). Use the multiple sizes and colors of these bins to organize supplies in standardized locations that can be delivered to wherever they are needed, increasing workspace efficiency and improving workflow.

- Enclosed and locking cabinet keeps items secure.
- Standard clear front Plexiglas doors allow visual inspection of supplies.
- Built using powder-coated steel for durability and easy to clean surfaces
- Louvered Back Panel holds multiple sizes of AKROBINS® (bins not included)
- Key locking doors open flush to sides of cabinet for unobstructed access
- Integrated side push handles
- Full wrap-around vinyl bumper
- Five inch (12.7 cm) premium rubber full-swivel ball-bearing casters, (one with brake, one tracking)
- Cart is delivered assembled, with wheels installed



MS4372LVR

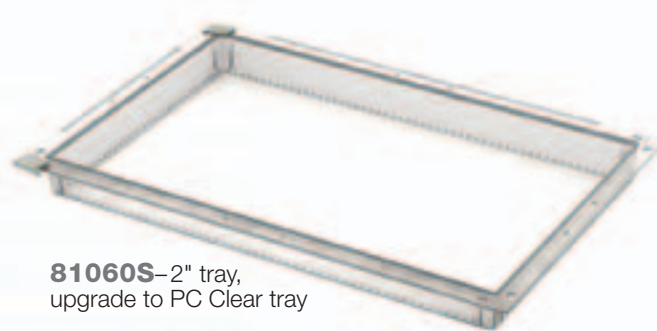
Visual Bin Storage Cart

2 INCH FLEXMODUL TRAY & DIVIDERS


The Innovation of H+H FlexModul




81030S–2" tray,
ABS Gray



81060S–2" tray,
upgrade to PC Clear tray



81030-1–2" tray with 1 long divider, ABS Gray
81060-1–upgrade to PC Clear tray & divider (*Shown*)




81030-2–2" tray with 1 short divider, ABS Gray
81060-2–upgrade to PC Clear tray & divider (*Shown*)




81030-3–2" tray with 2 long dividers, ABS Gray (*Shown*)
81060-3–upgrade to PC Clear tray & dividers



81030-4–2" tray with 2 short dividers, ABS Gray (*Shown*)
81060-4–upgrade to PC Clear tray & dividers



81030-5–2" tray with 1 long, 1 short dividers, ABS Gray
81060-5–upgrade to PC Clear tray & dividers (*Shown*)



81030-6–2" tray with 2 long, 1 short dividers, ABS Gray
81060-6–upgrade to PC Clear tray & dividers (*Shown*)



81030-7–2" tray with 1 long, 3 short dividers, ABS Gray (*Shown*)
81060-7–upgrade to PC Clear tray & dividers



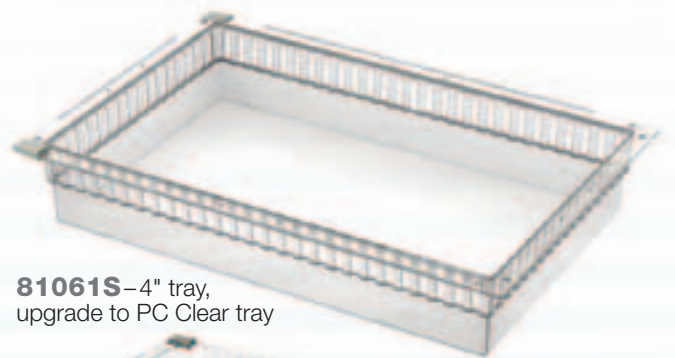
81030-8–2" tray with 2 long, 2 short dividers, ABS Gray (*Shown*)
81060-8–upgrade to PC Clear tray & dividers

4 INCH FLEXMODUL TRAY & DIVIDERS

The Innovation of H+H FlexModul




81031S - 4" tray,
ABS Gray



81061S - 4" tray,
upgrade to PC Clear tray



81031-1 - 4" tray with 1 long divider, ABS Gray
81061-1 - upgrade to PC Clear tray & divider (*Shown*)




81031-2 - 4" tray with 1 short divider, ABS Gray
81061-2 - upgrade to PC Clear tray & divider (*Shown*)




81031-3 - 4" tray with 2 long dividers, ABS Gray (*Shown*)
81061-3 - upgrade to PC Clear tray & dividers



81031-4 - 4" tray with 2 short dividers, ABS Gray (*Shown*)
81061-4 - upgrade to PC Clear tray & dividers



81031-5 - 4" tray with 1 long, 1 short dividers, ABS Gray
81061-5 - upgrade to PC Clear tray & dividers (*Shown*)



81031-6 - 4" tray with 2 long, 1 short dividers, ABS Gray
81061-6 - upgrade to PC Clear tray & dividers (*Shown*)



81031-7 - 4" tray with 1 long, 3 short dividers, ABS Gray (*Shown*)
81061-7 - upgrade to PC Clear tray & dividers



81031-8 - 4" tray with 2 long, 2 short dividers, ABS Gray (*Shown*)
81061-8 - upgrade to PC Clear tray & dividers

8 INCH FLEXMODUL TRAY & DIVIDERS

The Innovation of H+H FlexModul



81032S–8" tray,
ABS Gray



81062S–8" tray,
upgrade to PC Clear tray



81032-1–8" tray with 1 long divider, ABS Gray
81062-1–upgrade to PC Clear tray & divider (Shown)



81032-2–8" tray with 1 short divider, ABS Gray
81062-2–upgrade to PC Clear tray & divider (Shown)



81032-3–8" tray with 2 long dividers, ABS Gray (Shown)
81062-3–upgrade to PC Clear tray & dividers



81032-4–8" tray with 2 short dividers, ABS Gray (Shown)
81062-4–upgrade to PC Clear tray & dividers



81032-5–8" tray with 1 long, 1 short dividers, ABS Gray
81062-5–upgrade to PC Clear tray & dividers (Shown)



81032-6–8" tray with 2 long, 1 short dividers, ABS Gray
81062-6–upgrade to PC Clear tray & dividers (Shown)



81032-7–8" tray with 1 long, 3 short dividers, ABS Gray (Shown)
81062-7–upgrade to PC Clear tray & dividers



81032-8–8" tray with 2 long, 2 short dividers, ABS Gray (Shown)
81062-8–upgrade to PC Clear tray & dividers


4 INCH & 7 INCH WIRED BASKETS

The Visibility of Wire


81080-4" wired basket



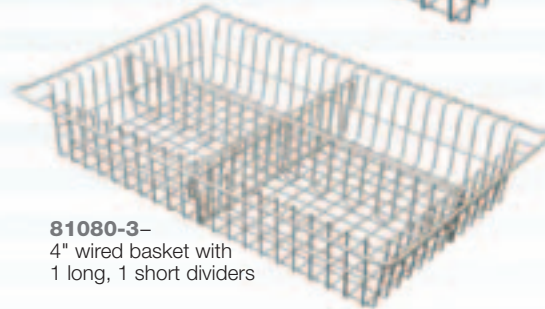
81080-1-4" wired basket with 1 long divider



81080-2-4" wired basket with 1 short divider




81080-3-4" wired basket with 1 long, 1 short dividers




81081-7" wired basket



81081-1-7" wired basket with 1 long divider



81081-2-7" wired basket with 1 short divider



81081-3-7" wired basket with 1 long, 1 short dividers




ACCESSORIES FOR MEDSTORMAX CARTS AND CABINETS



MS-SH—Shelf for single column MedStorMax



MS-SH1—Shelf for single column MedStorMax with 2 adjustable dividers



MS-SH2—Shelf for full double column MedStorMax with 5 adjustable dividers



MSCATH-3—Catheter slide shelf for use in single column MedStorMax, with 3 cath slides, 5 hooks per slide, for a total of 15 hooks




MSCATH-7—Catheter slide shelf for use in double wide MedStorMax, with 7 cath slides, 5 hooks per slide, for a total of 35 hooks



MSCATH-LBL—Catheter Slide Label Envelope



MSLBL-1—Bar for card
MSLBL-2—Bar for card



MSLBL-3—Label bar




MSLBL-4—Label holder for basket



Dividers for ABS Gray Trays*

- 81033**—2" tray, long divider
- 81034**—2" tray, short divider
- 81035**—4" tray, long divider
- 81036**—4" tray, short divider
- 81037**—8" tray, long divider
- 81038**—8" tray, short divider

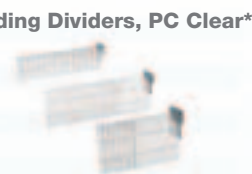
* Minimum order of 10



Dividers for PC Clear Trays*

- 81063**—2" tray, long divider
- 81064**—2" tray, short divider
- 81065**—4" tray, long divider
- 81066**—4" tray, short divider
- 81067**—8" tray, long divider
- 81068**—8" tray, short divider

* Minimum order of 10



Sliding Dividers, PC Clear*

- 81069**—2" tray, sliding divider
- 81070**—4" tray, sliding divider
- 81071**—8" tray, sliding divider

* Minimum order of 10



Dividers for Wire Baskets*

- 81083**—4" wire basket, long divider
- 81084**—4" wire basket, short divider
- 81085**—7" wire basket, long divider
- 81086**—7" wire basket, short divider

* Minimum order of 10

ACCESSORIES FOR MEDSTORMAX CARTS AND CABINETS



81039—Pull-out Stoppers for 2", 4" and 8" Trays



41037—Lock Reader Card Badges for Proximity Lock Cart



41053—Lock Reader Tags for Proximity Lock Cart



81000—Replacement Side Panels for Modular Trays



41052—LockView Software and Dongle with RJ-11 Cable allows user to interact with electronic lock through laptop computer to perform mass programming and viewing of audit trail.



40542—Replacement Tambour Door for MS8128, Single Column MedStorMax



40541—Replacement Tambour Door for MS8140, Double Column MedStorMax



40543—Replacement Tambour Door for MS8160, Triple Column MedStorMax

DIMENSIONS & SPECIFICATIONS

MODEL #	OVERALL DIMENSIONS	NET WEIGHT (EST.)
---------	--------------------	-------------------

Single Column, Full Height Carts, Tambour Door

MS8128	80.5" H x 27.8" W x 27.9" D (204.5 cm H x 70.5 cm W x 70.8 cm D)	140 lbs (63.5 kg)
MS8128CATH	80.5" H x 27.8" W x 27.9" D (204.5 cm H x 70.5 cm W x 70.8 cm D)	170 lbs (77 kg)

Single Column, Full Height Carts, Tempered Glass Door

MS8128DR	76" H x 27.8" W x 29.6" D (193 cm H x 70.5 cm W x 75.2 cm D)	170 lbs (77.1 kg)
MS8128DRCATH	76" H x 27.8" W x 29.6" D (193 cm H x 70.5 cm W x 75.2 cm D)	198 lbs (89.8 kg)

Single Column, Full Height Carts, Wide Version, Tambour Door

MS8138	80.5" H x 32" W x 20.5" D (204.5 cm H x 81.3 cm W x 70.8 cm D)	160 lbs (72.6 kg)
---------------	--	-------------------

Double Column, Full Height Carts, Tambour Door

MS8140	80.5" H x 42" W x 27.9" D (204.5 cm H x 106.7 cm W x 70.8 cm D)	265 lbs (120.2 kg)
MS8140SH	80.5" H x 42" W x 27.9" D (204.5 cm H x 106.7 cm W x 70.8 cm D)	275 lbs (124.7 kg)
MS8140SPLITA/B	80.5" H x 42" W x 27.9" D (204.5 cm H x 106.7 cm W x 70.8 cm D)	270 lbs (122.3 kg)
MS8140-A	80.5" H x 42" W x 27.9" D (204.5 cm H x 106.7 cm W x 70.8 cm D)	330 lbs (149.7 kg)
MS8140-B	80.5" H x 42" W x 27.9" D (204.5 cm H x 106.7 cm W x 70.8 cm D)	318 lbs (144.2 kg)
MS8140-C	80.5" H x 42" W x 27.9" D (204.5 cm H x 106.7 cm W x 70.8 cm D)	325 lbs (147.4 kg)
MS8140-D	80.5" H x 42" W x 27.9" D (204.5 cm H x 106.7 cm W x 70.8 cm D)	325 lbs (147.4 kg)
MS8140-ARTHRO	80.5" H x 42" W x 27.9" D (204.5 cm H x 106.7 cm W x 70.8 cm D)	310 lbs (140.6 kg)
MS8140-CARDIO	80.5" H x 42" W x 27.9" D (204.5 cm H x 106.7 cm W x 70.8 cm D)	345 lbs (156.5 kg)
MS8140-CYSTO	80.5" H x 42" W x 27.9" D (204.5 cm H x 106.7 cm W x 70.8 cm D)	337 lbs (152.8 kg)
MS8140-OPHTHA	80.5" H x 42" W x 27.9" D (204.5 cm H x 106.7 cm W x 70.8 cm D)	332 lbs (150.6 kg)
MS8140-LAP	80.5" H x 42" W x 27.9" D (204.5 cm H x 106.7 cm W x 70.8 cm D)	333 lbs (151 kg)
MS8140-NEURO	80.5" H x 42" W x 27.9" D (204.5 cm H x 106.7 cm W x 70.8 cm D)	330 lbs (149.7 kg)
MS8140-ORTHO	80.5" H x 42" W x 27.9" D (204.5 cm H x 106.7 cm W x 70.8 cm D)	341 lbs (154.6 kg)
MS8140-VASC	80.5" H x 42" W x 27.9" D (204.5 cm H x 106.7 cm W x 70.8 cm D)	333 lbs (151 kg)
MS8140-URO	80.5" H x 42" W x 27.9" D (204.5 cm H x 106.7 cm W x 70.8 cm D)	326 lbs (147.8 kg)
MS8140CATH	80.5" H x 42" W x 27.9" D (204.5 cm H x 106.7 cm W x 70.8 cm D)	168 lbs (76.2 kg)
MS8140-CATH4	80.5" H x 42" W x 27.9" D (204.5 cm H x 106.7 cm W x 70.8 cm D)	175 lbs (79 kg)
MS8140-CATH5	80.5" H x 42" W x 27.9" D (204.5 cm H x 106.7 cm W x 70.8 cm D)	175 lbs (79 kg)
MS8140-CATH6	80.5" H x 42" W x 27.9" D (204.5 cm H x 106.7 cm W x 70.8 cm D)	175 lbs (79 kg)
MS8140-CATH7	80.5" H x 42" W x 27.9" D (204.5 cm H x 106.7 cm W x 70.8 cm D)	200 lbs (90 kg)

Double Column, Full Height Carts, Tempered Glass Door

MS8140DR	76" H x 42" W x 29.6" D (193 cm H x 106.7 cm W x 75.2 cm D)	332 lbs (150.6 kg)
MS8140DR-A	76" H x 42" W x 29.6" D (193 cm H x 106.7 cm W x 75.2 cm D)	396 lbs (179.6 kg)
MS8140DR-SH	76" H x 42" W x 29.6" D (193 cm H x 106.7 cm W x 75.2 cm D)	332 lbs (150.6 kg)
MS8140DRCATH	76" H x 42" W x 29.6" D (193 cm H x 106.7 cm W x 75.2 cm D)	170 lbs (77.1 kg)
MS8140DR-CATH1	76" H x 42" W x 29.6" D (193 cm H x 106.7 cm W x 75.2 cm D)	387 lbs (175.5 kg)
MS8140DR-CATH3	76" H x 42" W x 29.6" D (193 cm H x 106.7 cm W x 75.2 cm D)	390 lbs (176.9 kg)

Shipping Weights: Single Column (MS8128 Carts) add packaging weight of 81 lbs (36.7 kg) per cart
 Double Column (MS8140 & MS6140 Carts) add packaging weight of 130 lbs (59 kg) per cart
 Triple Column (MS8160 Carts) add packaging weight of 190 lbs (86.2 kg) per cart

Standard shipping is palletized and wood framed for maximum protection.
 Harloff offers a Green Delivery option via Blanket Wrap carrier. Call for comparison quote.
 Harloff offers special packaging for international shipments. Call for details.

DIMENSIONS & SPECIFICATIONS

MODEL #	OVERALL DIMENSIONS	NET WEIGHT (EST.)
---------	--------------------	-------------------

Double Column, 3/4 Height Carts, Tambour Door

MS6140	60.5" H x 42" W x 27.9" D (153.7 cm h x 106.7 cm W x 70.8 cm D)	220 lbs (99.8 kg)
MS6140CATH	60.5" H x 42" W x 27.9" D (153.7 cm h x 106.7 cm W x 70.8 cm D)	240 lbs (108 kg)
MS6140-CATH2	60.5" H x 42" W x 27.9" D (153.7 cm h x 106.7 cm W x 70.8 cm D)	240 lbs (108 kg)
MS6140-CATH3	60.5" H x 42" W x 27.9" D (153.7 cm h x 106.7 cm W x 70.8 cm D)	240 lbs (108 kg)
MS6140-CATH4	60.5" H x 42" W x 27.9" D (153.7 cm h x 106.7 cm W x 70.8 cm D)	240 lbs (108 kg)

Double Column, 3/4 Height Carts, Tempered Glass Door

MS6140DR	57.5" H x 42" W x 29.6" D (153.7 cm H x 106.7 cm W x 75.2 cm D)	281 lbs (127.4 kg)
-----------------	---	--------------------

Double Column, Short Height Carts, Tambour Door

MS4040	43.3" H x 42" W x 27.9" D (109.9 cm H x 106.7 cm W x 70.8 cm D)	182 lbs (82.5 kg)
MS4040-A	43.3" H x 42" W x 27.9" D (109.9 cm H x 106.7 cm W x 70.8 cm D)	182 lbs (82.5 kg)
MS4040-B	43.3" H x 42" W x 27.9" D (109.9 cm H x 106.7 cm W x 70.8 cm D)	182 lbs (82.5 kg)

Double Column, Short Height Carts, Tempered Glass Door

MS4040DR	40.8" H x 42" W x 29.6" D (103.5 cm H x 106.7 cm W x 75.2 cm D)	193 lbs (87.5 kg)
-----------------	---	-------------------















Triple Column, Full Height Carts, Tambour Door

MS8160	80.5" H x 59.6" W x 27.9" D (204.5 cm H x 151.4 cm W x 70.8 cm D)	375 lbs (170.1 kg)
MS8160SH-L	80.5" H x 59.6" W x 27.9" D (204.5 cm H x 151.4 cm W x 70.8 cm D)	400 lbs (181 kg)
MS8160SH-R	80.5" H x 59.6" W x 27.9" D (204.5 cm H x 151.4 cm W x 70.8 cm D)	400 lbs (181 kg)
MS8160L	80.5" H x 59.6" W x 27.9" D (204.5 cm H x 151.4 cm W x 70.8 cm D)	370 lbs (167 kg)
MS8160R	80.5" H x 59.6" W x 27.9" D (204.5 cm H x 151.4 cm W x 70.8 cm D)	370 lbs (167 kg)
MS8160L-SPLITA	80.5" H x 59.6" W x 27.9" D (204.5 cm H x 151.4 cm W x 70.8 cm D)	370 lbs (167 kg)
MS8160L-SPLITB	80.5" H x 59.6" W x 27.9" D (204.5 cm H x 151.4 cm W x 70.8 cm D)	370 lbs (167 kg)
MS8160R-SPLITA	80.5" H x 59.6" W x 27.9" D (204.5 cm H x 151.4 cm W x 70.8 cm D)	400 lbs (181 kg)
MS8160R-SPLITB	80.5" H x 59.6" W x 27.9" D (204.5 cm H x 151.4 cm W x 70.8 cm D)	400 lbs (181 kg)
MS8160-ARTHRO	80.5" H x 59.6" W x 27.9" D (204.5 cm H x 151.4 cm W x 70.8 cm D)	400 lbs (181 kg)
MS8160-CARDIO	80.5" H x 59.6" W x 27.9" D (204.5 cm H x 151.4 cm W x 70.8 cm D)	400 lbs (181 kg)
MS8160-CYSTO	80.5" H x 59.6" W x 27.9" D (204.5 cm H x 151.4 cm W x 70.8 cm D)	400 lbs (181 kg)
MS8160-LAP	80.5" H x 59.6" W x 27.9" D (204.5 cm H x 151.4 cm W x 70.8 cm D)	400 lbs (181 kg)
MS8160-ORTHO	80.5" H x 59.6" W x 27.9" D (204.5 cm H x 151.4 cm W x 70.8 cm D)	400 lbs (181 kg)
MS8160-STAPLE	80.5" H x 59.6" W x 27.9" D (204.5 cm H x 151.4 cm W x 70.8 cm D)	400 lbs (181 kg)
MS8160-VASC	80.5" H x 59.6" W x 27.9" D (204.5 cm H x 151.4 cm W x 70.8 cm D)	400 lbs (181 kg)
MS8160CATH	80.5" H x 59.6" W x 27.9" D (204.5 cm H x 151.4 cm W x 70.8 cm D)	400 lbs (181 kg)
MS8160-CATH2	80.5" H x 59.6" W x 27.9" D (204.5 cm H x 151.4 cm W x 70.8 cm D)	400 lbs (181 kg)
MS8160-CATH3	80.5" H x 59.6" W x 27.9" D (204.5 cm H x 151.4 cm W x 70.8 cm D)	400 lbs (181 kg)
MS8160-CATH4	80.5" H x 59.6" W x 27.9" D (204.5 cm H x 151.4 cm W x 70.8 cm D)	400 lbs (181 kg)

Shipping Weights: Single Column (MS8128 Carts) add packaging weight of 81 lbs (36.7 kg) per cart
 Double Column (MS8140 & MS6140 Carts) add packaging weight of 130 lbs (59 kg) per cart
 Triple Column (MS8160 Carts) add packaging weight of 190 lbs (86.2 kg) per cart

Standard shipping is palletized and wood framed for maximum protection.
 Harloff offers a Green Delivery option via Blanket Wrap carrier. Call for comparison quote.
 Harloff offers special packaging for international shipments. Call for details.

COLOR GUIDE & GENERAL INFORMATION

	Sand (SD) [Standard Color]
	White (WT)
	Beige (BG)
	Yellow (YL)
	Light Gray (GY)
	Mauve (MV)
	Light Blue (LB)
	Teal (TL)
	Red (RD)
	Burgundy (BU)
	Hammer Red (HRD)
	Navy (NY)
	Forest Green (FRSTGN)
	Hammertone Gray (HTGY)
	Hammertone Green (HTGN)
	Hammertone Blue (HTDB)
	Hammer Black (HBK)

Choose from any of our durable, long lasting paint finishes. Use this color guide to select the appropriate color for your order.

Harloff's high-capacity powder coating conveyor system uses an electrostatically applied paint that is baked on at 400 degrees Fahrenheit to ensure durability.

Harloff can provide custom colors and finishes to match unique requirements.

Please be aware that Harloff requires a color choice on all orders in order to process them for shipment.

Placing Your Order

- Orders can be received by fax, mail, email, or sent EDI with established partners.
- No phone orders will be taken.
- Orders for painted product must specify a color to be considered complete and entered for production.
- Order acknowledgments will be sent within 24 hours to confirm details of order, i.e. products ordered, pricing and estimated ship date.
- All changes to purchase orders must be confirmed by hard copy.

Terms of Sale

- Net 30 days for regular customers with established credit.
- Visa, MasterCard, American Express, Automated Clearinghouse (ACH) and wire transfers accepted.
- C.O.D. shipments are not available.

Shipping Terms

- Our standard shipping terms are F.O.B. Colorado Springs, CO.
- Small packages are sent UPS ground.
- Carts are sent via LTL (freight) carriers.
- Harloff will select it's most cost-effective means of shipping unless otherwise specified.
- Freight estimates are available upon request.
- Drop ships are available with no fee and are preferred.
- Requests for expedited freight must be confirmed in writing.

Damaged Goods

- All shipments must be inspected for damage before signing for delivery.
- Damages must be reported to Harloff customer service within 48 hours.
- Photographs are required of damage.
- Please save all boxes and packaging materials.
- Damaged reported outside 48 hours will not be eligible for damage reimbursement.

Return Goods

- All returned goods must have an authorization number assigned by our Customer Service Department.
- Returns must be requested within 30 days from date of original delivery
- A restocking fee and return freight will be charged for all returns.
- Returned goods must be shipped in original packaging within 30 days after authorization number is issued.
- Credit will not be issued if product comes back damaged.

Cancellations

- Orders cancelled within 48 hours prior to shipping are subject to restocking fees.
- Orders that are shipped cannot be cancelled.
- Custom designed, custom built or custom painted orders cannot be cancelled.

Product Warranties

- Twelve year limited warranty on parts manufactured by Harloff.
- One year limited warranty on parts and hardware purchased by Harloff.
- Please contact customer service for additional details.

Customer Service Department

Email customerservice@harloff.com
 Phone 719-637-0300 Ext 2
 800-433-4064
 Fax 719-597-8273



HARLOFF

650 Ford Street
Colorado Springs, CO 80915

PRSR STD
U S POSTAGE
PAID
PERMIT 434
COLO SPGS, CO

MS8128DR-EKC

MEDSTOR^{MAX}
• Taking Medical Storage to the Next Level

INCREASED
STORAGE
EFFICIENCY MEANS
FEWER CARTS NEED
TO BE PURCHASED,
THEREBY REDUCING
CAPITAL
EQUIPMENT
EXPENDITURE

MS8140-CYSTO
(Shown in Navy)

MS8140SH
(Shown in Light Blue)

MS6140-A-PC
(Shown in Hammertone Blue)

MS4040DR

For more information about our Medical Storage Carts visit us at www.harloff.com or call **719-637-0300 ext 101 or 109.**